







Applicability by Materials

Roll-formed section steels	Structural steels	Bundled small diameter materials	Mild steels, non-ferrous metals		
<p>Thin wall C-shaped Deck plate</p> 	<p>Thick wall H-beam Channel</p> 	<p>~100mm ~4in</p> 	<p>~100mm ~4in</p> 	<p>100~400mm 4 to 16in</p> 	<p>400mm~ 16in~</p> 
	<p>WS type : Roll-formed large size H-beam</p>				