












Applicability by Materials

 : Break-in area / 1000cm² • 100in²

Mild steels, non-ferrous metals			Tool steels, pre-hardened steels			Hot work tool steels, stainless steels			Super heat resistant alloys		
~100mm ~4in 	100~400mm 4 to 16in 	400mm~ 16in~ 	~100mm ~4in 	100~400mm 4 to 16in 	400mm~ 16in~ 	~100mm ~4in 	100~400mm 4 to 16in 	400mm~ 16in~ 	~100mm ~4in 	100~400mm 4 to 16in 	400mm~ 16in~ 