

















## Applicability by Materials

 : Break-in area / 1000cm<sup>2</sup> • 100in<sup>2</sup>

Roll-formed section steels		Structural steels	Bundled small diameter materials	Mild steels, non-ferrous metals			Tool steels, pre-hardened steels			Hot work tool steels, stainless steels			Super heat resistant alloys		
Thin wall	C-shaped	Thick wall	~100mm ~4in	~100mm ~4in	100~400mm 4 to 16in	400mm~ 16in~	~100mm ~4in	100~400mm 4 to 16in	400mm~ 16in~	~100mm ~4in	100~400mm 4 to 16in	400mm~ 16in~	~100mm ~4in	100~400mm 4 to 16in	400mm~ 16in~
															
Deck plate		H-beam Channel		